





Black Pepper Performance Update

How to update evation Motor Software 2.0

 To carry out the firmware update, you simply have to connect the Drivepack to Fazua Toolbox. You don't need an entire eBike for this.

 For any further assistance you can contact: service@fazua.com

PEPPER UP AND RIDE

- 1 Remove the Drivepack from the eBike and turn on the Battery.



- 2 Remove the USB-cap with a Torx 10 screwdriver. Use a soft plastic lever to carefully remove the USB cap.



- 3 Download the latest Toolbox Software and start it by double-clicking on the desktop icon.



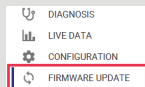
- 4 Download the latest Motor Software on the Fazua website (Firmware 2.0) and save it on your computer.




- 5 Connect your Drivepack to the Toolbox via a Mini-USB.



- 6 Toolbox: Select the Menu FIRMWARE UPDATE: Click Module and select Drivepack for the update. Click Select firmware and open the saved firmware file.



- 7 Wait until the motor has finished calibrating. (you hear and feel a little vibration)



TIME TO RIDE!



ATTENTION! Attach the USB Cap to the Drivepack, it must not be used without a USB cap! This would mean the system is no longer waterproof and damage is therefore inevitable. This damage voids the warranty!